



lumini Solucoes em Iluminacao LTDA  
www.lumini.com.br  
Email:laboratorio@lumini.com.br  
Tel:+55 11 3437-5555 Fax:+55 11 3437-5555  
Address:Rua Ferreira Viana, 716 - Socorro - São Paulo/SP

---

## lumini

---

LumCAT:

Luminaire: rod super track

LampCAT: modulo de led 2W 30K irc 90

Ballast type: led driver 700mA

Report No:

Voltage(V): 125.0000

Test No:

Current(A): 0.0400

Number of Lamps: 1

Power (W): 5.0000

Lamp flux(lm): 240.0

PF: 0.0000

Length(mm): 31

Width(mm): 31

Phm Type: C

Height(mm): 0

---

## Photometric Results

---

Lumens(lm): 97.85, Efficiency(%): 40.77% , Luminous Efficacy(lm/W): 19.57

Central intensity(cd): 260.927, Maximum intensity(cd): 260.927

Angle of maximum intensity:  $C=0.0$   $\gamma=0.0$

Beam angle of C0 plane : 34.27

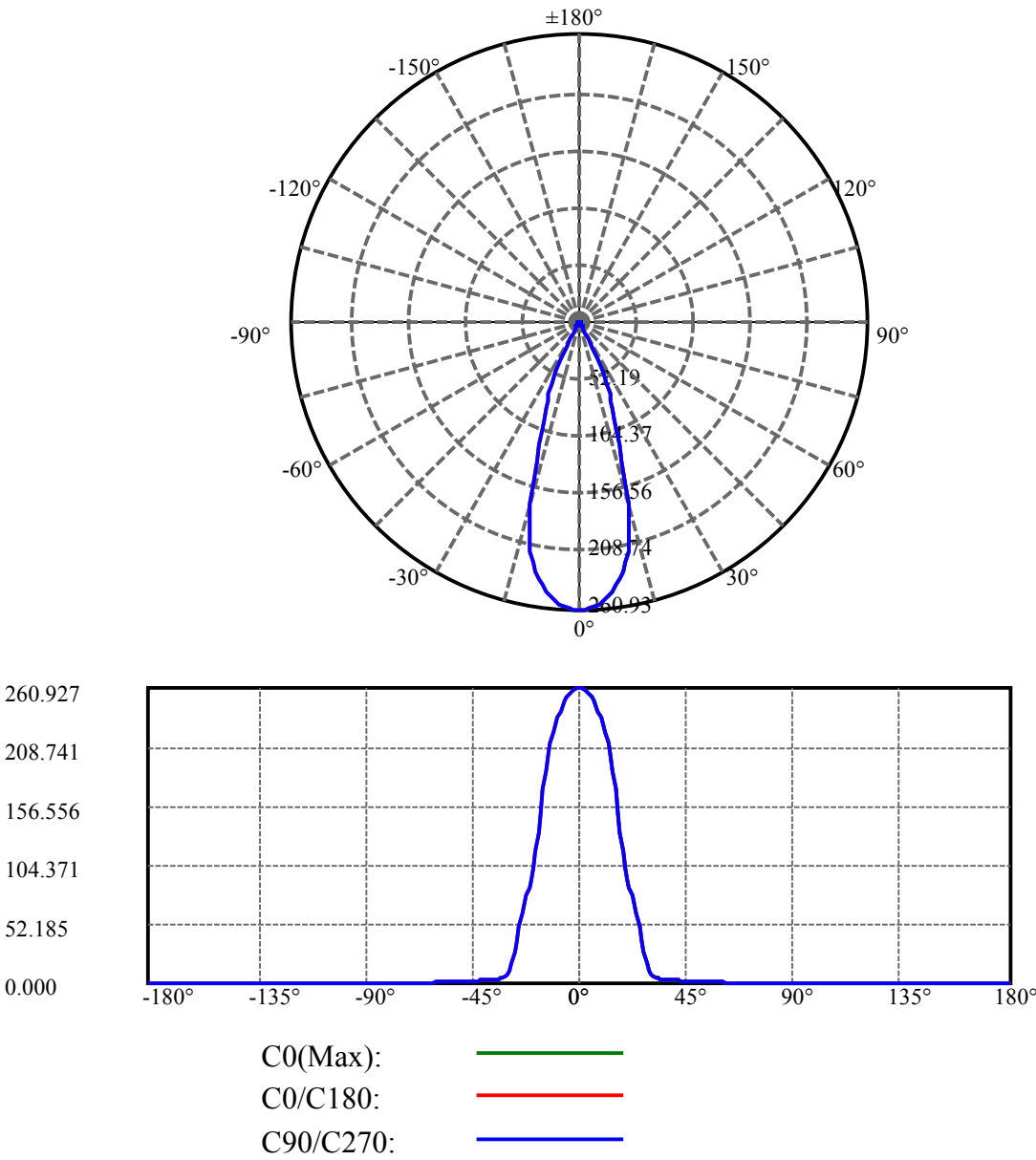
Aveage BeamAngle(IEC 61341):34.27

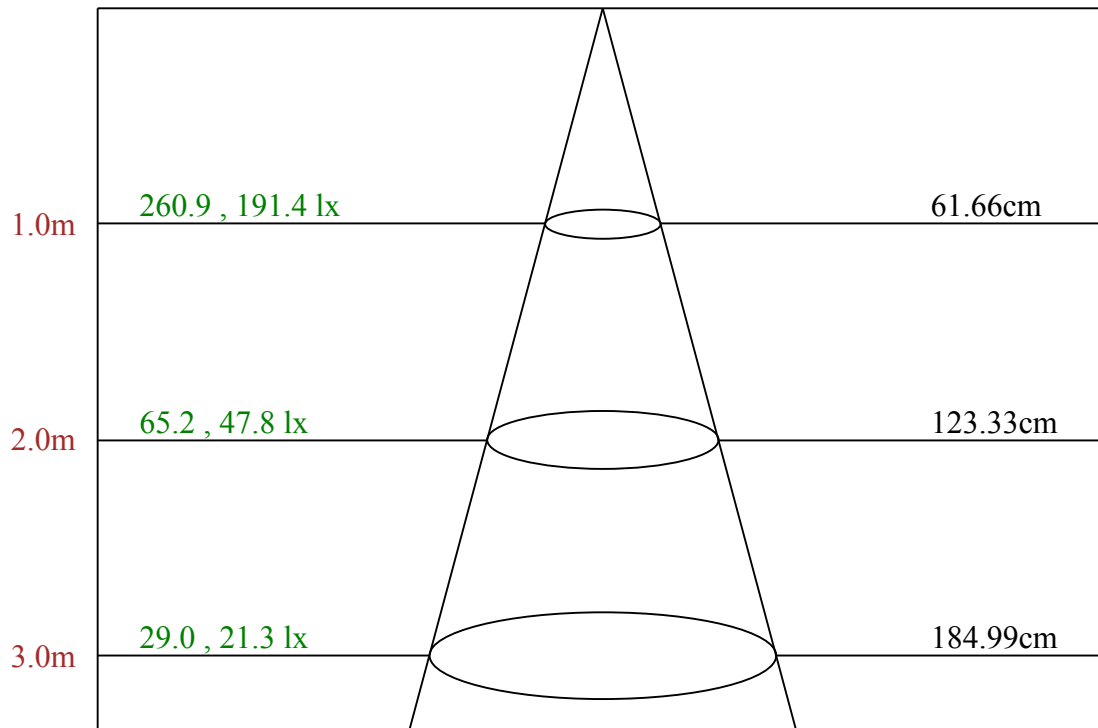
---

Equipment: equipamento lumini  
Temperature(°C): 25.0

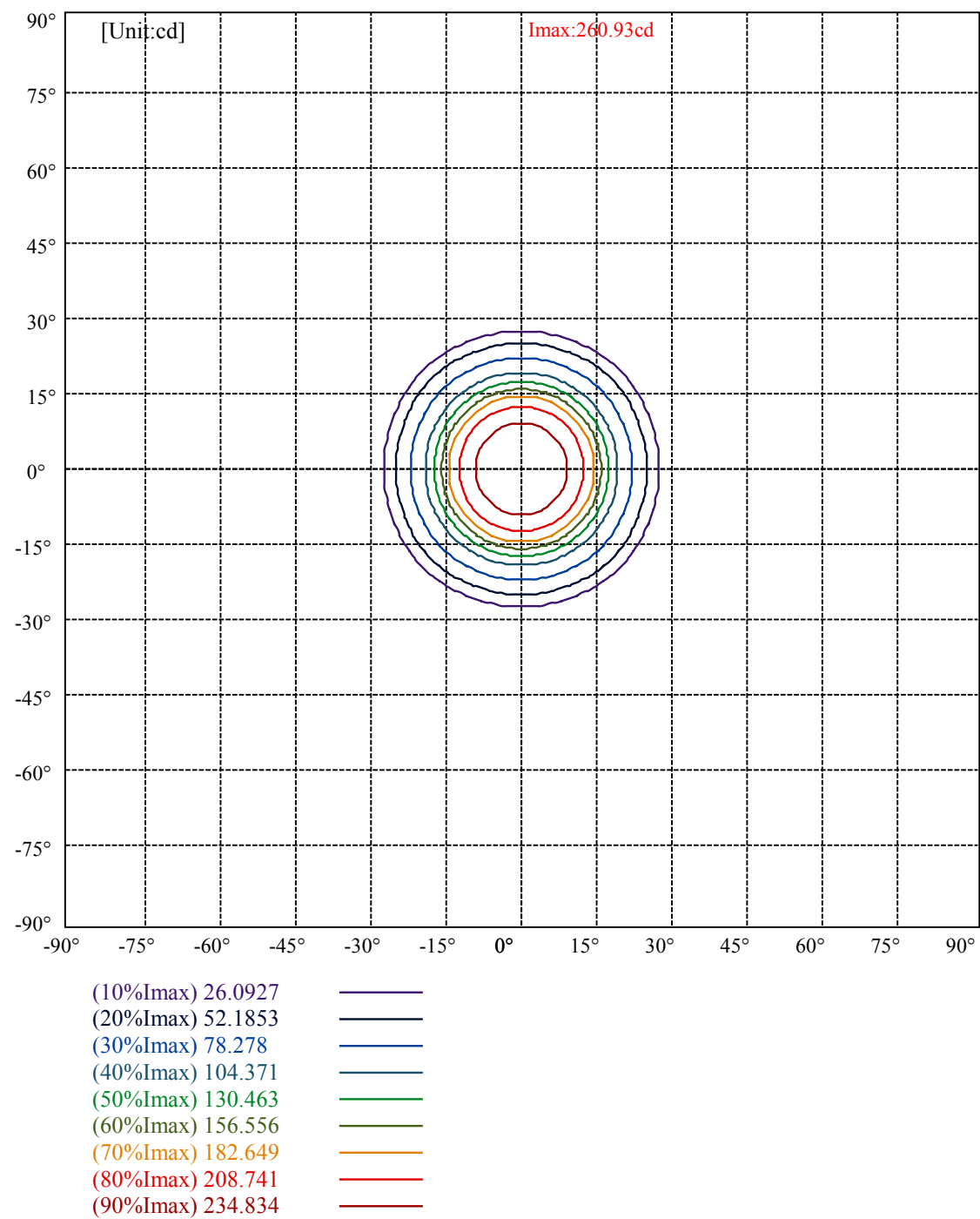
Date: 16/12/2024  
Humidity(%): 74.0%

Operator: 01  
Distance(m): 6.90





Max , Ave      Beam angle of C0 plane 34.27



## lumini

### Luminance Limiting Curve(no luminous side)

Appendix Page: 5 Total:6

Luminance Table

$\gamma$	45	50	55	60	65	70	75	80	85
C0	2540	1908	1771	1697	1685	1847	2058	2889	4974
C45	2540	1908	1771	1697	1685	1847	2058	2889	4974
C90	2540	1908	1771	1697	1685	1847	2058	2889	4974

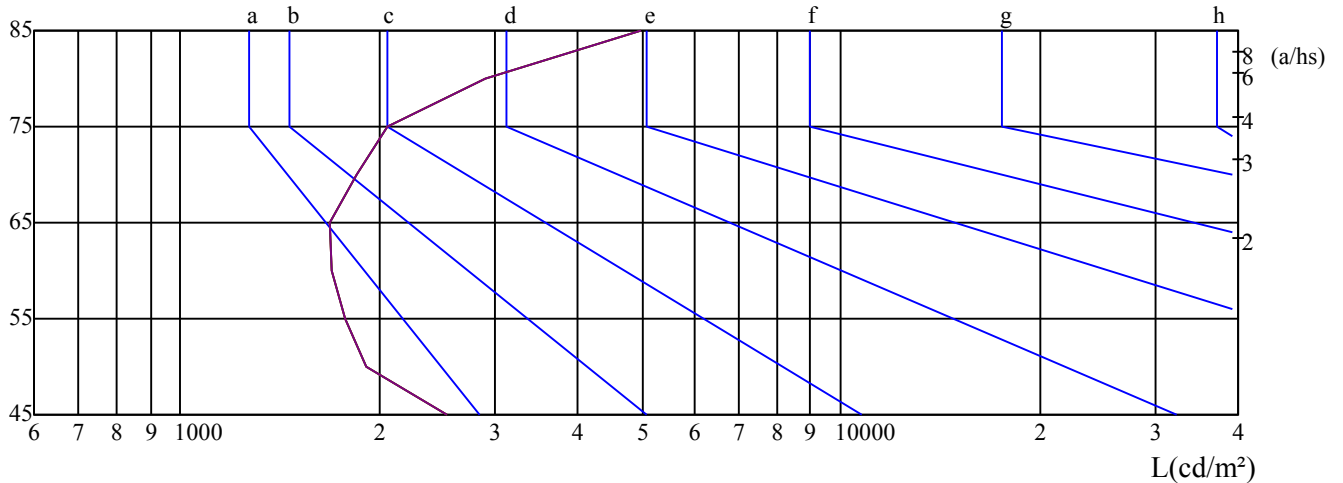
L(Hor)(65)	L(Ver)(65)	L45(65)	L(Hor)(75)	L(Ver)(75)	L45(75)	L(Hor)(85)	L(Ver)(85)	L45(85)
1685	1685	1685	2058	2058	2058	4974	4974	4974

Glare Table

Glare	Quality	Service Values Illuminance(lx)							
1.15	A	2000	1000	500	$\leq 300$				
1.5	B		2000	1000	500	$\leq 300$			
1.85	C			2000	1000	500	$\leq 300$		
2.2	D				2000	1000	500	$\leq 300$	
2.55	E					2000	1000	500	$\leq 300$
		a	b	c	d	e	f	g	h

Luminance Limiting Curve

$\gamma(^{\circ})$



C0 ———

C45 ———

C90 ———

Equipment: equipamento lumini  
Temperature( $^{\circ}\text{C}$ ): 25.0

Date: 16/12/2024  
Humidity(%): 74.0%

Operator: 01  
Distance(m): 6.90

Illumination assessment according UGR											
Rf of Ceiling	70	70	50	50	30	70	70	50	50	30	
Rf of Wall	50	30	50	30	30	50	30	50	30	30	
Rf of Floor	20	20	20	20	20	20	20	20	20	20	
Room dimensions		Viewed crosswise					Viewed endwise				
X	Y										
2H	2H	5.81	6.73	6.22	7.09	7.47	5.71	6.63	6.12	6.99	7.37
	3H	7.31	8.13	7.74	8.52	8.92	7.25	8.07	7.68	8.45	8.86
	4H	8.24	9.00	8.68	9.40	9.83	8.13	8.89	8.58	9.29	9.72
	6H	9.41	10.10	9.87	10.52	10.98	9.34	10.03	9.80	10.46	10.91
	8H	9.92	10.58	10.38	11.01	11.48	9.99	10.66	10.46	11.09	11.55
	12H	10.48	11.10	10.95	11.55	12.02	10.74	11.37	11.21	11.81	12.28
4H	2H	6.22	6.98	6.67	7.38	7.81	6.14	6.90	6.59	7.30	7.73
	3H	7.98	8.62	8.45	9.06	9.53	7.93	8.57	8.40	9.01	9.49
	4H	9.18	9.73	9.66	10.20	10.70	9.08	9.63	9.56	10.10	10.61
	6H	10.55	11.04	11.07	11.54	12.05	10.51	11.00	11.03	11.49	12.00
	8H	11.19	11.64	11.72	12.15	12.68	11.30	11.75	11.83	12.26	12.78
	12H	11.90	12.31	12.43	12.81	13.38	12.19	12.61	12.72	13.10	13.68
8H	4H	9.62	10.07	10.15	10.57	11.10	9.54	9.99	10.06	10.49	11.02
	6H	11.27	11.64	11.82	12.16	12.73	11.26	11.63	11.81	12.15	12.72
	8H	12.11	12.42	12.69	12.98	13.54	12.26	12.56	12.83	13.13	13.68
	12H	13.02	13.26	13.60	13.82	14.39	13.34	13.57	13.92	14.13	14.71
12H	4H	9.74	10.16	10.27	10.65	11.23	9.66	10.07	10.19	10.57	11.14
	6H	11.52	11.83	12.09	12.39	12.94	11.51	11.82	12.08	12.38	12.93
	8H	12.41	12.65	13.00	13.21	13.78	12.55	12.79	13.14	13.35	13.92
Variation with the observer position at spacings:											
S = 1.0H		0.6/-0.9					0.6/-0.9				
S = 1.5H		0.7/-1.0					0.7/-1.0				
S = 2.0H		0.9/-0.8					0.9/-0.8				
Standard tables:		BKBF					BKBF				
Uncorrected UGR		-4.2					-4.2				

依据CIE Publ. 117 计算 UGR, S/H = 0.25